

Halo collapse: virialization by shear and rotation in dynamical dark-energy models. Effects on weak-lensing peaks

Francesco Pace,^{a,1} Carlo Schmid,^b David F. Mota^c and Antonino Del Popolo^{d,e,f}

^aJodrell Bank Centre for Astrophysics, School of Natural Sciences, Department of Physics and Astronomy, The University of Manchester, Manchester, M13 9PL, United Kingdom

^bAix Marseille Univ, CNRS, CNES, LAM, Marseille, France

^cInstitute of Theoretical Astrophysics, University of Oslo, P.O Box 1029 Blindern, N-0315 Oslo, Norway

^dDipartimento di Fisica e Astronomia, University Of Catania, Viale Andrea Doria 6, 95125, Catania, Italy

^eInstitute of Astronomy of Russian Academy of Sciences, 48 Pyatnitskaya str., Moscow 119017, Russia

^fINFN sezione di Catania, Via S. Sofia 64, I-95123 Catania, Italy

E-mail: francesco.pace@manchester.ac.uk, carlo.schimd@lam.fr, d.f.mota@astro.uio.no, adelpopolo@oact.inaf.it

Abstract. The evolution of the virial overdensity Δ_{vir} for Λ CDM and seven dynamical dark-energy models is investigated in the extended spherical collapse model (SCM). Here the virialization process is naturally achieved by introducing shear and rotation instead of using the virial theorem. We generalise two approaches proposed in the literature and show that, regardless of the dark-energy model, the new virialization term can be calibrated on the peculiar velocity of the shell as measured from Einstein-de Sitter simulations. The two virialization recipes qualitatively reproduce the features of the ordinary SCM, i.e., a constant Δ_{vir} for the EdS model and time-variation for dark-energy models, but without any mass dependence. Depending on the actual description of virialization and on the dark-energy model, the value of Δ_{vir} varies between 10 and 40 percent. We use the new recipes to predict the surface-mass-density profile of dark matter haloes and the number of convergence density peaks for *LSST*- and *Euclid*-like weak lensing surveys.

Keywords: Large scale structure of the universe - dark-energy theory - cosmological perturbation theory - virialization - mass function - lensing

ArXiv ePrint: [1811.12105](https://arxiv.org/abs/1811.12105)

¹Corresponding author.

Contents

1	Introduction	1
2	The extended spherical collapse model	2
2.1	Top-hat dynamics with shear and rotation	2
2.2	Virialization by parametric models (approach I)	3
2.3	Virialization fitting N-body dynamics (approach II)	5
2.4	Comment on stable clustering	5
3	Numerical solutions: comparison	7
3.1	The virial term $S(\delta)$	7
3.2	Evolution of the normalised radius y	7
3.3	Evolution of the peculiar velocity of the shell	9
3.4	Evolution of the virial overdensity in smooth dark-energy models	10
3.5	Remark on the mass function	14
4	Weak-lensing observables	14
4.1	Abundance of convergence peaks	16
5	Conclusions	18
A	Ordinary SCM and virialization in Einstein-de Sitter and ΛCDM models	20
B	Extended SCDM – algorithm and virialization in smooth dark-energy models	21

1 Introduction

A major drawback of the spherical collapse model (SCM) [1, 2] is the singularity attained in a finite time at collapse, consequence of the spherical symmetry of the perturbation. Deviations from spherical symmetry and relaxation processes such as phase mixing, chaotic mixing, violent relaxation and Landau damping lead to virialized non-singular structures, in which the kinetic energy is converted into random motions of particles resulting in a finite radius of the final overdensity. Instead, in the SCM a virialization condition is forced *a posteriori* by means of the virial theorem, which for the Einstein-de Sitter (EdS) model yields the well-known time-independent exact value $\Delta_{\text{vir}} \simeq 178$ of the virial overdensity corresponding to the linearly-extrapolated overdensity $\delta_c \simeq 1.686$ at collapse. Structures evolve until this value is reached, which corresponds to a finite value of the virial radius. For dark-energy cosmologies, including the Λ CDM model, the modelling is more complex and a full analytical solution has not been established yet. Energy conservation and virialization in presence of dark-energy are still unclear, and are expected to depend on the degree of smoothness of the dark-energy fluid [3–9].

An interesting alternative and physically motivated approach is the extended SCM (hereafter ESCM) proposed by [10] and refined by [11]. They obtained a natural virialization by means of additional shear and rotation terms written as a Taylor expansion in $1/\delta$, which encode the correct dynamics for large values of the density contrast δ . The new terms finally lead to aspherical structures better fitting both observations and N -body simulations, which actually show triaxial dark matter

haloes and galaxy clusters [12]. Alternatively, the additional terms can be modelled as proportional to δ [13–15], resulting in a slower mass-dependent collapse as in the ellipsoidal model [16–20], with higher values of Δ_{vir} and δ_c with respect to the standard SCM.

In this work, we compare the standard approach in which virialization is not native, as in the SCM formalism, with two physically motivated recipes for virialization introduced by [10] and [11], explicitly worked out for seven dark-energy models alternative to the Λ CDM. Assuming dark matter haloes with a Navarro-Frenk-White (NFW) profile [21], the impact of the new virialization recipes is assessed by calculating the radial surface-mass-density as measured by weak-lensing and estimating the number of convergence density peaks for *LSST*-¹ and *Euclid*-² like weak lensing surveys. The plan of this work is as follows: In Section 2 we summarise the equations of the ESCM focusing on cosmologies with dark-energy and we detail the shear-rotation-induced virialization mechanism and generalise the methods by [10, 11] to the Λ CDM and to arbitrary smooth dark-energy models. In Section 3 we compare the different approaches by showing the evolution of the virial overdensity Δ_{vir} as a function of time for different dark-energy models including the Λ CDM scenario. Section 4 is dedicated to the weak-lensing observables. Section 5 summarises our findings.

The formalism of the ordinary SCM in an EdS universe is reminded in Appendix A, while the numerical implementation of the ESCM with dark-energy models is outlined in Appendix B. Throughout the paper a spatially flat universe is considered, with matter density parameter $\Omega_{\text{m},0} = 0.3$.

2 The extended spherical collapse model

2.1 Top-hat dynamics with shear and rotation

The equations of motion for the density contrast $\delta \equiv \delta\rho_{\text{m}}/\bar{\rho}_{\text{m}} > 0$, with $\bar{\rho}_{\text{m}}$ the matter background density, can be derived following the fluid approach.³ Combining the continuity, Euler and Poisson equations for a collisionless fluid under the top-hat approximation, δ solves the non-linear differential equation [18, 22, 23]

$$\ddot{\delta} + 2H\dot{\delta} - \frac{4}{3}\frac{\dot{\delta}^2}{1+\delta} - \frac{3}{2}H^2\Omega_{\text{m}}(t)\delta(1+\delta) = (1+\delta)(\sigma^2 - \omega^2), \quad (2.1)$$

where a dot represents the derivative with respect to the cosmic time, H and $\Omega_{\text{m}}(t)$ are the Hubble and matter density parameters, and $\sigma^2 \equiv \sigma_{ij}\sigma^{ij}$ and $\omega^2 \equiv \omega_{ij}\omega^{ij}$ the squared amplitude of the shear and rotation tensors, respectively. The shear σ_{ij} and rotation ω_{ij} tensors represent the symmetric traceless and anti-symmetric component of the derivative of the peculiar velocity \mathbf{u} ,

$$\partial_i u_j = \frac{1}{3}\theta\delta_{ij} + \sigma_{ij} + \omega_{ij}, \quad (2.2)$$

where the trace $\theta \equiv \vec{\nabla} \cdot \mathbf{u}$ accounts for the isotropic expansion and the other two terms are defined by

$$\sigma_{ij} = \frac{1}{2}(\partial_i u_j + \partial_j u_i) - \frac{1}{3}\theta\delta_{ij}, \quad \omega_{ij} = \frac{1}{2}(\partial_i u_j - \partial_j u_i). \quad (2.3)$$

From equation (2.2), one obtains $\vec{\nabla} \cdot [(\mathbf{u} \cdot \vec{\nabla})\mathbf{u}] = \frac{1}{3}\theta^2 + \sigma^2 - \omega^2$, which enters into equation (2.1) via the Euler equation.⁴

¹<https://www.lsst.org/>

²<https://www.euclid-ec.org>

³Since we consider the formation of structures at late times, we neglect radiation and consider matter ($\bar{\rho}_{\text{m}}$) as made of baryons ($\bar{\rho}_{\text{b}}$) and cold dark matter ($\bar{\rho}_{\text{cdm}}$).

⁴Sometimes in the literature the rotation vector Ω^k is used, related to the rotation tensor by the relation $\omega_{ij} = \epsilon_{ijk}\Omega^k$ with ϵ_{ijk} the totally anti-symmetric Levi-Civita tensor. Accordingly $\omega^2 = 2\Omega^2$, paying attention to avoid confusion with the density parameter.

2.2 Virialization by parametric models (approach I)

The approach outlined by [10] and further developed by [11] is here applied to investigate the extended SCM in presence of smooth dark-energy component. The validity of this extension depends on the difference between the two-point correlation functions of the models [see 10, for a more detailed discussion].

Equation (2.1) can be written in terms of the mass and radius of the (spherical) perturbation, noting that

$$1 + \delta = \frac{2GM_m a^3}{\Omega_{m0} H_0^2 R^3} \equiv \lambda \frac{a^3}{R^3}, \quad (2.4)$$

with M_m the (dark matter) mass content, G the Newtonian gravitational constant, a the scale factor, and subscript 0 denoting quantities evaluated today. Dealing with aspherical perturbations because of shear and rotation, R must be interpreted as an effective length scale. One obtains

$$\ddot{R} = -\frac{GM_m}{R^2} - \frac{GM_{de}}{R^2}(1 + 3w_{de}) - \frac{R}{3}H^2 S, \quad (2.5)$$

where $S = \tilde{\sigma}^2 - \tilde{\omega}^2 \equiv H^{-2}(\sigma^2 - \omega^2)$ is the dimensionless function that encodes shear and rotation [10, 11] and $M_{de} = \frac{4\pi}{3}\bar{\rho}_{de}R^3$ is the mass of the dark-energy component enclosed in the spheroid, $\bar{\rho}_{de}$ and w_{de} being respectively its background density and equation-of-state (not necessarily constant). This term is obtained from the \dot{H}/H^2 term and is important when discussing the correction of dark-energy perturbations to the halo mass function [24]. When virialization occurs, R tends to the constant value R_{vir} and $\dot{R} \rightarrow 0$, therefore setting $\ddot{R} \approx 0$, we find

$$S \approx -\frac{3GM_m}{H^2 R^3} \left[1 + \frac{M_{de}}{M_m}(1 + 3w_{de}) \right] \approx -\frac{3}{2}\Omega_m(a)(1 + \delta). \quad (2.6)$$

The first expression generalises the result in [10] and the second approximation is valid when the dark energy is sub-dominant with respect to the dark matter component.

Using instead the e -fold time $\ln a$ as time variable, which is more appropriate when dealing with dark-energy models and useful for the numerical implementation [23], Equation (2.1) reads

$$\delta'' + \left(2 + \frac{H'}{H} \right) \delta' - \frac{4}{3} \frac{\delta'^2}{1 + \delta} - \frac{3}{2} \Omega_m(a) \delta (1 + \delta) = (1 + \delta) S, \quad (2.7)$$

where the prime indicates the derivative with respect to $\ln a$. When virialization takes place, δ tends to a constant value and $\delta' \approx 0$ so that the previous equation yields

$$S \approx -\frac{3}{2} \Omega_m(a) \delta. \quad (2.8)$$

The expressions (2.6) and (2.8) coincide in the limit $\delta \gg 1$, but for intermediate values they lead to different results. Therefore hereafter we will show results for Δ_{vir} using both expressions, referred respectively as model S_1 and S_2 .

The full expressions for the virial term $S \equiv S(\delta)$ accounting also for the Taylor expansion in $1/\delta$ up to the second order are [10]

$$S_1 = -\frac{3}{2} \Omega_m(a) (1 + \delta) - \frac{A}{\delta} + \frac{B}{\delta^2}, \quad (2.9a)$$

$$S_2 = -\frac{3}{2} \Omega_m(a) \delta - \frac{A}{\delta} + \frac{B}{\delta^2}, \quad (2.9b)$$

where A and B are numerical constants. The evolution equation (2.7) then reads

$$\delta'' + \left(2 + \frac{H'}{H}\right)\delta' - \frac{4}{3} \frac{\delta'^2}{1+\delta} + \frac{3}{2}\Omega_m(a)(1+\delta) = (1+\delta)\left(-\frac{A}{\delta} + \frac{B}{\delta^2}\right), \quad (2.10a)$$

$$\delta'' + \left(2 + \frac{H'}{H}\right)\delta' - \frac{4}{3} \frac{\delta'^2}{1+\delta} = (1+\delta)\left(-\frac{A}{\delta} + \frac{B}{\delta^2}\right). \quad (2.10b)$$

Following [10], in the limit $\delta \gg 1$ and rescaling $\delta \mapsto A\delta$ the r.h.s. term reads $-1 + q/\delta$ with $q = B/A^2$, proving that the model only depends on the parameter q .⁵ The equations fixing the overdensity at virialization will then read

$$\delta'' + \left(2 + \frac{H'}{H}\right)\delta' - \frac{4}{3} \frac{\delta'^2}{1+\delta} + \frac{3}{2}\Omega_m(a)(1+\delta) = (1+\delta)\left(-\frac{1}{\delta} + \frac{q}{\delta^2}\right), \quad (2.11a)$$

$$\delta'' + \left(2 + \frac{H'}{H}\right)\delta' - \frac{4}{3} \frac{\delta'^2}{1+\delta} = (1+\delta)\left(-\frac{1}{\delta} + \frac{q}{\delta^2}\right). \quad (2.11b)$$

Note that, albeit the two virialization expressions have the same limit, the exact dynamics of the models is slightly different, as shown in the following. In particular, the turn-around epoch and the maximum value of the effective radius will change in the two prescriptions. The reason is not only a consequence of the particular form of the equations of motion, but of the assumptions behind these models: model S_1 is derived assuming a constant final radius, while model S_2 a constant final density. While both conditions must be true when the object virialises (and in fact $S_1=S_2$ for $\delta \gg 1$), the intermediate details will differ and this is captured by the exact form of the equations. We finally notice that the equation of motion with recipe S_2 is the same expression studied by [10].

Still in the limit $\delta \gg 1$, these equations written for R read

$$R'' + \frac{H'}{H}R' = -\frac{1}{2}\Omega_{de}(a)(1+3w_{de})R + \frac{R}{3}\left[A\frac{\Omega_{m,0}}{2a^3}\frac{R^3}{r^3} - qA^2\frac{\Omega_{m,0}^2}{4a^6}\frac{R^6}{r^6}\right] \quad (2.12a)$$

$$R'' + \frac{H'}{H}R' = -\frac{1}{2}[\Omega_m(a) + \Omega_{de}(a)(1+3w_{de})]R + \frac{R}{3}\left[A\frac{\Omega_{m,0}}{2a^3}\frac{R^3}{r^3} - qA^2\frac{\Omega_{m,0}^2}{4a^6}\frac{R^6}{r^6}\right], \quad (2.12b)$$

where the quantity in brackets is the virialization term and we set $r^3 = GM_m/H_0^2$. By defining $R = r_{vir}y$, the only undefined constants are A and the virialization radius r_{vir} . Since A is arbitrary, it can be set to $A = r^3/r_{vir}^3 = GM_m/H_0^2r_{vir}^3$ so that the previous equations finally become

$$y'' + \frac{H'}{H}y' = -\frac{1}{2}\Omega_{de}(a)(1+3w_{de})y + \frac{y}{3}\left[\frac{\Omega_{m,0}}{2a^3}y^3 - q\frac{\Omega_{m,0}^2}{4a^6}y^6\right], \quad (2.13a)$$

$$y'' + \frac{H'}{H}y' = -\frac{1}{2}[\Omega_m(a) + \Omega_{de}(a)(1+3w_{de})]y + \frac{y}{3}\left[\frac{\Omega_{m,0}}{2a^3}y^3 - q\frac{\Omega_{m,0}^2}{4a^6}y^6\right]. \quad (2.13b)$$

These equations agree with Eq. (30) of [10].

⁵Note that we corrected the typo in [10] where it is erroneously written $\delta \mapsto \delta/A$ and the variable b in Equation (27) which should read as a .

2.3 Virialization fitting N-body dynamics (approach II)

The former approach is not valid for small overdensity because of the divergence of the terms proportional to $1/\delta$ and $(1/\delta)^2$. As suggested by [11], one can instead consider the solution of the EdS model and replace the term $(\eta - \sin \eta)$ that appears in the temporal part by a generic function $T(\eta)$ since only the time needed for collapse does change. Denoting by T_τ and $T_{\tau\tau}$ the first and second derivative of T with respect to $\tau \equiv \tau(\eta) = \eta - \sin \eta$, one then obtains

$$\ddot{R} = -\frac{GM}{R^2} \left[\frac{1}{T_\tau^2} + \sin \eta (1 - \cos \eta) \frac{T_{\tau\tau}}{T_\tau^3} \right]. \quad (2.14)$$

By comparison with Equation (2.5), one then obtains the expression for the deviations from spherical symmetry (dubbed as model S_T)

$$S(\delta) = \frac{3}{2}(1 + \delta) \left[\frac{1}{T_\tau^2} + \sin \eta (1 - \cos \eta) \frac{T_{\tau\tau}}{T_\tau^3} - 1 \right], \quad (2.15)$$

which requires a (parametric) relation between $T(\eta)$ and δ to be fully defined. In generic cosmological scenarios where dark-energy dominates at late times, this is

$$1 + \delta = \frac{9}{2} \tilde{f}(a) \frac{T^2(\eta)}{[1 - \cos(\eta)]^3}, \quad (2.16)$$

in which $\tilde{f}(a) = 4/[9t^2\Omega_m(a)H^2(a)]$. A functional form of $T(\eta)$ was obtained by [11] for an EdS cosmology by fitting the N -body simulation of [25], which yielded

$$T[\eta(\tau)] \equiv T(\tau) = \tau + \frac{3.468(\tau_f - \tau)^{-1/2} e^{-15(\tau_f - \tau)/\tau}}{1 + 0.8(\tau_f - \tau)^{1/2} - 0.4(\tau_f - \tau)}, \quad (2.17)$$

with $\tau_f = 5.516$. As proved by [10], this expressions is extremely good for $\delta \gtrsim 15$ and can be safely used to describe the evolution of the perturbation prior to the turn-around also in cosmologies with smooth dark-energy.⁶

As shown by [26], stable clustering is not very realistic. Nevertheless, as more carefully discussed in the next subsection, this does not represent a fundamental problem for this work, as the fitting expression in Equation (2.17) is a direct fit to EdS simulations and does do not rely on the stable clustering assumption, which was instead used by [10] as guidance to interpret the results.

A final comment is worth to be mentioned. The works by [10] and [11] achieved the virialization with $\sigma^2 - \omega^2 \propto 1/\delta$. Instead, with $\sigma^2 - \omega^2 \propto \delta$ though, including virialization a posteriori, [13–15] obtained a delayed collapse but a virial overdensity substantially increased, while using the Zel’dovich approximation [27–29] found a negligible effect on Δ_{vir} and a one percent variation for δ_c .

2.4 Comment on stable clustering

Before investigating in detail the properties of the models subject of this study, we deem important to discuss more one of the assumptions of the models proposed by [10]. In this work, the main hypothesis is that the virialization term is only a function of the matter overdensity, $S = S(\delta)$, and this idea has been used later to study structure formation using the formalism of the spherical collapse

⁶Note that the best fit value for the virial radius is now $R_{\text{vir}}/R_{\text{ta}} = 0.5896$, in agreement with [25] who found $R_{\text{vir}}/R_{\text{ta}} \approx 0.56$ while [10] found $R_{\text{vir}}/R_{\text{ta}} \approx 0.65$.

model augmented by a shear and rotation term [13–15, 27–29], the main difference being that $S \propto \delta$ and not constructed with the idea of virialize the collapse; see Sect. 2.3. In [10], this assumption is justified by considering the stable-clustering Ansatz in the highly non-linear regime. According to stable clustering, the rescaled pairwise velocity h depends on time and (comoving) scale via the overdensity δ since the halo density profile is approximated near the high-peaks with the two-point correlation function $\bar{\xi}$, i.e., $\delta = \bar{\xi}$. Therefore a fundamental question to answer is whether stable clustering is still a viable assumption.

Firstly note that the relationship linking $\bar{\xi}$ to h is of statistical nature (as it is for the approaches of [10] and [11] as noticed by [30]) and only holds in the non-linear regime where $\delta > 1$, which is the one we always consider in this work. In fact, for $\delta \lesssim 15$ we use the standard equations of the spherical collapse model. The authors of [10] also noticed that $\bar{\xi} \propto \delta$ using Lagrangian coordinates and this is always satisfied, unless $\delta \lesssim 1$.

The apparently weak point is that these conclusions are drawn based on the use of Einstein-de Sitter cosmological simulations. In reality, they also hold for non-minimally coupled dark energy models (while it is not necessarily the case for modified gravity models). This happens for a series of reasons: if dark energy is minimally coupled to gravity and no screening mechanism is involved (see the discussion in Sect. 3.4), structure formation is still very well approximated by the Newtonian dynamics and therefore there are no major differences from a Λ CDM evolution (except for timing). At the same time, being this the case, dark energy is the dominant component only at very late times and becomes important for $z \lesssim 1$, hence for most of the cosmic history the evolution is approximately as that of an Einstein-de Sitter model (this is also clearly seen by the evolution of Δ_{vir} in Fig. (6). We notice though that the assumption of smooth dark energy is not crucial, as it was shown in [24] that even for early dark energy models, when perturbations are considered, the dynamics is more similar to Λ CDM. Accordingly, in a future work we plan to extend the approach outlined by [10] to clustering dark energy models.

A second point which justifies the basic assumptions of the model is that the linear relationship between $\bar{\xi}$ and δ holds for virialized objects regardless the background cosmology. Moreover, there are a few works which advocate the validity of the stable clustering assumption and the machinery related to it: [31] showed that the basic physics behind the non-linear scaling relations obeyed by the two-point correlation function can be obtained from an appropriate use of the spherical collapse model; [32] considered Λ CDM simulations and showed that stable clustering is a better approximation for models with $\Omega_m < 1$ in which structure formation freezes out at some low redshift, even if it is not universally true. Finally, [33] found good agreement between analytical predictions and numerical simulations using the stable clustering to describe N -point correlation functions.

Finally, it is worth to mention the work by Kanekar [34], published soon before [10]. In this work, the author shows that the existence of the stable clustering is related to the Davis-Peebles scale-invariant solution [35]. Using the BBGKY moments [35–37] and the assumption that $h = h(\bar{\xi})$, [34] showed that stable clustering is viable, but the standard picture $h \rightarrow 1$ as $\bar{\xi} \rightarrow \infty$ is not correct, as a stability analysis rather requires $0 \leq h \leq 1/2$. While this value is different from the one used by [10] and in this work, our analysis is not affected since the value of q is determined on the peak of h , rather than on its asymptotic value. Further to this, [10] showed that their fit did not change by more than 1 percent, if the curves were constrained at the peak or at $\delta \approx 10^4$. We expect therefore that our results would not be affected by the exact choice of the asymptotic value of h . Even if this would be the case, we would expect at most a few percent change in the parameter q and less in Δ_{vir} . Note also that, as long as the asymptotic value of h is constant, the Taylor expansion of the $S(\delta)$ term is correct.

For a more in-depth discussion, we refer the interested reader to [10, 34–39].

3 Numerical solutions: comparison

In this section, we analyse the predictions of the two approaches for the different cosmological models, firstly focusing on the EdS and Λ CDM models; see Appendix B for the details of the numerical implementation.

Both approaches I and II rely on the peculiar velocity h_{SC} of the spherical shell, defined as

$$h_{\text{SC}} \equiv \frac{1}{3} \frac{d \ln(1 + \delta)}{d \ln a} = 1 - \frac{R'}{R}, \quad (3.1)$$

which determines the value of the parameter q . As in [10, 11], we will assume that $h_{\text{SC}} = h_{\text{SC}}(\delta)$, which from a numerical point-of-view is justified by the analysis of [25]. The EdS model will allow us to test our general implementation with results obtained in [10] and [11], while the Λ CDM model will serve as reference model to compare more general dark-energy models to.

3.1 The virial term $S(\delta)$

As one can expect from the previous discussion in Section 2, the two models S_1 and S_2 and model S_T , respectively Eqs. (2.9) and (2.15), must match for large values of the overdensity, $\delta \gg 1$. This qualitative expectation is confirmed as shown in Figure 1, where we show the evolution of the virialization term $S(\delta)$ as function of δ for the EdS model. For models S_1 and S_2 we set $q = 0.01$, a value which well approximates the N -body expectations for h_{SC} . Similar results would be obtained for different values or for more generic models [10], which would eventually only alter the slope for $\delta \ll 1$ and the value of the overdensity δ_h for which the models S_1 , S_2 , and S_T do match.

As in [10], the parameter q for models S_1 and S_2 is determined by fitting the maximum of h_{SC} to appropriate N -body results. One should therefore use simulations with the correct cosmology, however the fitting prescription is available for only EdS simulations. One could instead determine h_{SC} and its amplitude from the expressions presented in [11], but this would imply mixing the two procedures. In the following, when dealing with a generic dark-energy model, we shall fit for q by matching the maximum of h_{SC} as provided by the EdS N -body simulation. As we will see in Section 3.4, even larger variations of q within a factor of 2 would not lead to significant quantitative changes to the observed quantities.

How much the two recipes affect Δ_{vir} ? As explained also in [10], the virialization term is valid only for $\delta \gtrsim 15$. Models S_1 and S_2 essentially differ only for $0.1 \lesssim \delta \lesssim 10$; see Figure 1. Even if the difference is small and might look marginal, it actually implies a value for Δ_{vir} for the model S_1 about 6 percent larger than for model S_2 . As for the model S_T , $S(\delta)$ is appreciably different from zero only for $\delta \gtrsim 10$, which implies a very small value for Δ_{vir} , about a factor 2.5 smaller than for model S_1 . The reason is that the function $T[\eta(\tau)] \equiv T(\tau) \approx \tau$ and then $1/T_\tau^2 - 1 \approx 0$, except for high densities where it grows exponentially over a short range of time τ .

It is now easy to understand why the term $S(\delta)$ acts as a virialization term: in the linear regime it is either vanishing or negative and counteracts the leading term originating from the Poisson equation. As long as $\delta \gtrsim 10$ the shear-rotation term and the gravitational force balance hampering the growth of perturbations, further impeded by the cosmological expansion.

3.2 Evolution of the normalised radius y

We can restrict the discussion to the EdS and Λ CM models since the normalised radius y evolves with time qualitatively in the same way in more general dark-energy models, with differences only in the amplitude and location of its maximum.

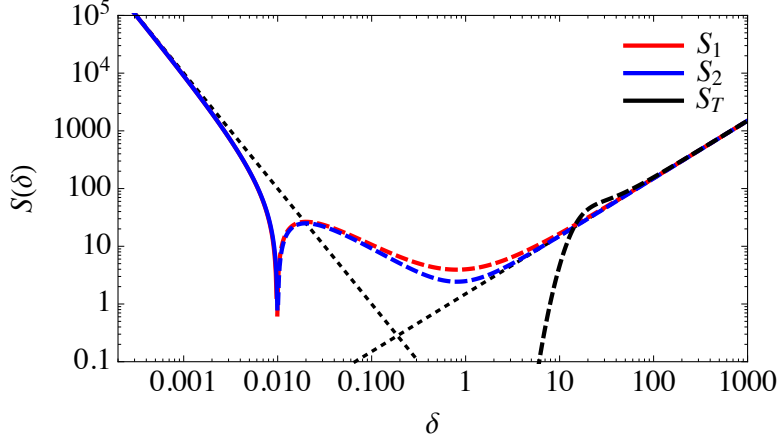


Figure 1. Evolution of the virialization term $S(\delta)$ as a function of δ for an EdS model (absolute value; dashed lines correspond to negative values). The curves correspond to Equations (2.9) with $q = 0.01$ (red and blue; [10]) and Equation (2.15) (black; [11]). The straight dotted lines represent the asymptotic regimes q/δ^2 and $3\delta/2$: larger values of q affect the shear-rotation virialization term only in regions with small overdensity, i.e., in the linear regime.

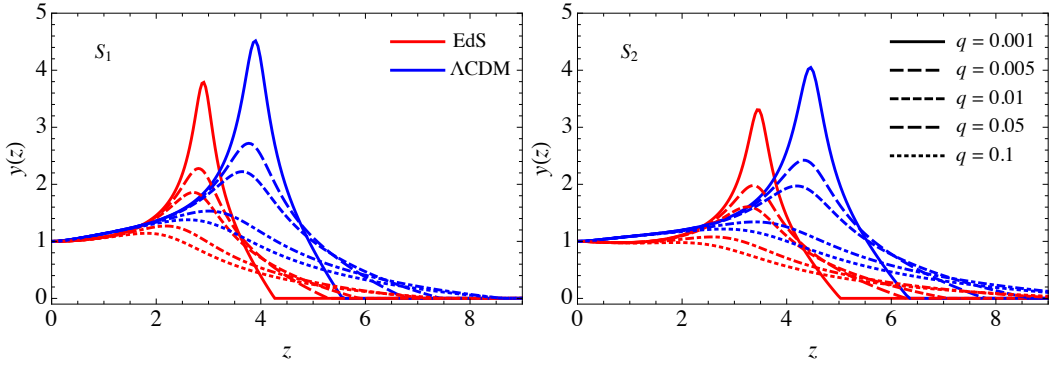


Figure 2. Evolution of the normalised radius y as a function of the redshift z for the EdS (red curves) and the Λ CDM (blue curves) models for virialization models S_1 (left panel) and S_2 (right panel). Different line styles correspond to different values of the parameter q , ranging from 0.001 to 0.1, as indicated.

Figure 2 illustrates the evolution of $y(z)$ as a function of the redshift for models S_1 and S_2 (left and right panel, respectively). By increasing q the maximum radius has a smaller value and is attained at later time. This happens because the term proportional to y^7 becomes more important, forcing the perturbation to decouple from the Hubble flow and reach the equilibrium at earlier time. At late times all the curves converge to one as expected, regardless of the value of q . Though counterintuitive, this result is a direct consequence of the adopted initial conditions which have been set at the time of collapse, here $z = 0$. Setting the collapse for the standard SCM at earlier times simply shifts the turn-around at earlier times, without changing the overall picture. Moreover, comparing the left and right panels, the turn-around in model S_2 is anticipated with respect to model S_1 and the radius has a lower value. Indeed, in model S_2 there is an additional linear term $-\Omega_m y/2$ which opposes the friction term proportional to y' ; see Eqs. (2.13).

This behaviour is qualitatively unchanged for EdS and Λ CDM models, and will be similar for more general dark energy models. The turn-around occurs earlier for a Λ CDM model rather than for

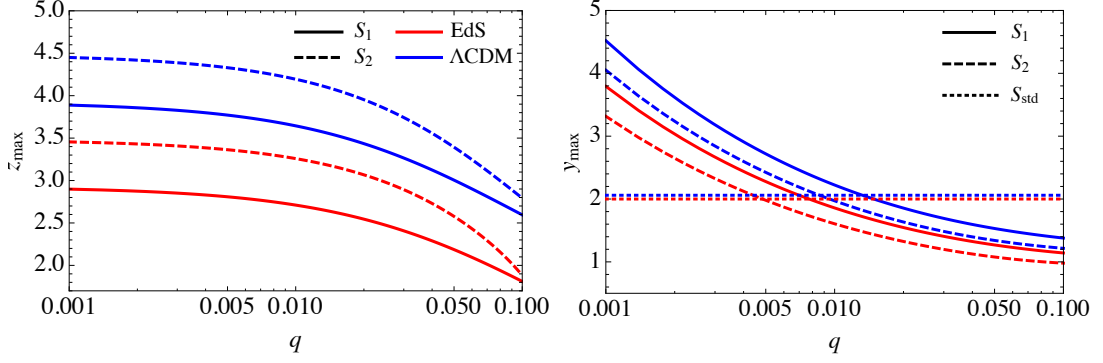


Figure 3. Epoch of maximum expansion z_{\max} (left panel) and corresponding maximum normalised radius y_{\max} (right panel) as a function of the parameter q for the EdS (red) and Λ CDM (blue) models. Solid (dashed) lines refer to model S_1 (S_2). The red (blue) dotted line shows the value of y_{\max} for the standard virialization recipe (S_{std}) based on the virial theorem as presented in [3].

an EdS because of the same initial conditions, which fix the amplitude of the parametric solutions $R(\eta)$ and $t(\eta)$. Thus $H_{\Lambda\text{CDM}} < H_{\text{EdS}}$ and therefore the turn-around happens earlier. This is true in general for any dark energy model, as $T(\tau) \approx \tau$ for most of the cosmic evolution. At the same time, since $GM_{\text{m}} \propto R^3/t^2$, the mass conservation implies $R_{\Lambda\text{CDM}} > R_{\text{EdS}}$ and therefore a higher value for the turn-around radius.

One can finally study the turn-around, specifically the maximum value $y_{\max} = r_{\text{ta}}/r_{\text{vir}}$ and epoch at which it occurs, z_{\max} , as function of the free parameter q ; see Figure 3. According to Figure 2, z_{\max} decreases with q , with larger values for model S_1 than for S_2 regardless of the background cosmological model. When dark-energy dominates, turn-around takes place earlier. Also the value of y_{\max} is higher for model S_1 than S_2 , but it decreases when q increases.

We immediately notice that the range of y_{\max} in the classical recipe [3] is very limited, allowing one to assume the EdS value also for the Λ CDM model. Indeed, when the standard virialization condition is considered, we find $y_{\max} = 2$ for the EdS model and $y_{\max} \approx 2.06$ for the Λ CDM model (dotted lines in Figure 3). In the model proposed by [10], the variability of y_{\max} as a function of q between the two models examined is larger. To reproduce these values, $y_{\max} \approx 2$ can be recovered for $q \approx 0.01$ within a factor of two. This is broadly in agreement with what found by [10] and we refer to this work and to [11] for a more detailed discussion on the values found in N -body simulations.

3.3 Evolution of the peculiar velocity of the shell

The peculiar velocity of the shell h_{SC} deduced from the solution is studied as function of the redshift z for several values of q for the EdS and Λ CDM models; see Figure 4. Consistently with the evolution of the normalised radius y , the maximum of h_{SC} is reached earlier in a Λ CDM model than in the EdS model and this is true for both models S_1 and S_2 , the latter offering a slightly faster dynamics with anticipated onset of the accelerated phase.

Interestingly enough, the larger is q the smaller is the maximum value of h_{SC} . However, this value is largely insensitive to the background cosmological model: for small values of q the peak has the same value for EdS and Λ CDM models and any difference between them arises only for relatively high values of q . As we will see in the next section, this suggests that the values of q will be very similar for more general dark-energy models, justifying the use of an EdS simulation to fit the amplitude of the peculiar velocity also in different cosmologies.

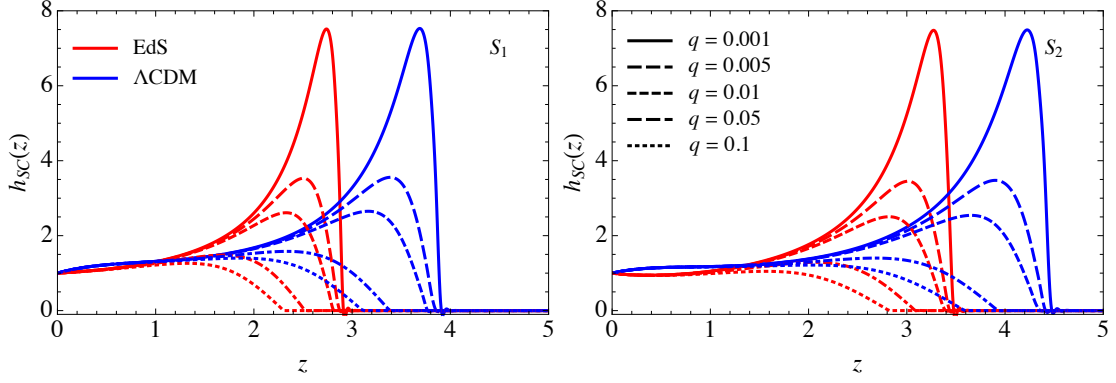


Figure 4. Evolution of the peculiar velocity of the shell, h_{SC} , as a function of the redshift z for the EdS (red curves) and the Λ CDM (blue curves) models for virialization models S_1 (left panel) and S_2 (right panel). Lines styles for different values of q are as in Figure 2.

A further justification comes from the virialization model proposed by [11]. Using the notation introduced in Section 2.3, one can show that

$$h_{\text{SC}} = 1 - \frac{3}{2} \sqrt{\Omega_m(a) \tilde{f}(a)} \frac{\sin \eta}{(1 - \cos \eta)^2} \frac{T(\eta)}{T_\tau(\eta)}. \quad (3.2)$$

With $\tilde{f}(a) \approx [\Omega_m(a)]^{-0.4}$, one obtains

$$h_{\text{SC}} \approx 1 - \frac{3}{2} [\Omega_m(a)]^{0.3} \frac{\sin \eta}{(1 - \cos \eta)^2} \frac{T(\eta)}{T_\tau(\eta)}. \quad (3.3)$$

At $z = 0$ and with $\Omega_{m,0} \approx 0.3$, the value of q changes by less than a factor of 2, implying a change in Δ_{vir} by less than a percent.

3.4 Evolution of the virial overdensity in smooth dark-energy models

This section presents the main achievement of this work, namely the time evolution of the virial overdensity Δ_{vir} in presence of dark-energy. Beside the EdS model, useful to validate our numerical implementation, and the Λ CDM model, used as reference model, we focus on seven specific dark-energy models that are compatible with Λ CDM today and cover a wide range of behaviour and represent a good test for the proposed virialization recipes. Their effects are limited to the background expansion and therefore fully described by the equation-of-state (see Figure 5):

- two dark-energy models with constant equation-of-state,

$$w_{\text{de}} = -0.9 \text{ (DE1)}, \quad w_{\text{de}} = -1.1 \text{ (DE2)}; \quad (3.4)$$

- the CPL model [40, 41], with equation-of-state

$$w_{\text{de}}(a) = w_0 + w_a(1 - a), \quad (3.5)$$

with $w_0 = -0.967$ and $w_a = 0.9$ [42];

- the oscillating model [ODE; 43–45], with equation-of-state

$$w_{\text{de}}(a) = w_0 + b \sin [\ln (1/a)], \quad (3.6)$$

with $w_0 = -1.0517$ and $b = 0.0113$;

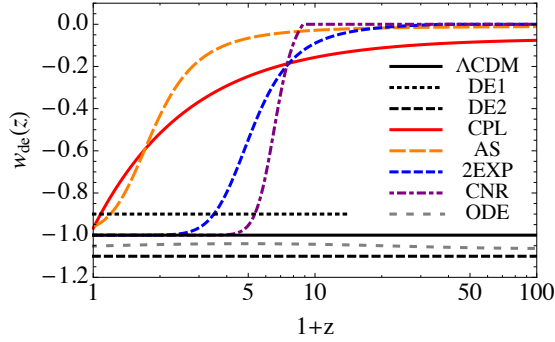


Figure 5. Time evolution of the equation-of-state $w_{\text{de}}(z)$ as a function of the redshift z for the dynamical dark-energy models considered in this work. The three horizontal black lines represent models with constant equation-of-state: DE1 with $w = -0.9$ (dotted black line), ΛCDM with $w = -1$ (solid black line), and DE2 with $w = -1.1$ (short-dashed black line). The solid red (dashed orange) line shows the CPL (AS) model, the dashed blue (violet dot-dashed) line shows the 2EXP (CNR) model, and the short dashed grey line represents the ODE model.

Table 1. Parameter values for the quintessence models.

Model	w_0	w_m	a_m	Δ_m
2EXP	-1.0	0.01	0.19	0.043
AS	-0.96	-0.01	0.53	0.13
CNR	-1.0	0.1	0.15	0.016

- the CNR [46], 2EXP [47], and AS [48] models, which collectively can be described by [49]

$$w_{\text{de}}(a) = w_0 + (w_m - w_0) \frac{1 + e^{\frac{a_m}{\Delta_m}}}{1 + e^{-\frac{a-a_m}{\Delta_m}}} \frac{1 - e^{-\frac{a-1}{\Delta_m}}}{1 - e^{\frac{1}{\Delta_m}}}, \quad (3.7)$$

with the same parameters used in [22]; see Table 1.

The AS model departs very quickly from the value at $z \approx 0$ and grows asymptotically to $w = 0$, while the CPL model, despite having the same qualitative behaviour, has a much gentler departure from its value today and reaches $w = -0.1$ at early times. The 2EXP and the CNR models have a rather flat equation-of-state at late times, closely resembling a cosmological constant, rapidly growing to zero in a redshift interval that might be as short as $\Delta z \sim 3$. The ODE model has a very long period of oscillation, changing its value very slowly and looking approximately constant and in the phantom regime over the redshift range $0 \leq z \lesssim 100$.

Since the qualitative evolution of the radius and peculiar velocity does not change with respect to the ΛCDM model, we limit the discussion to the redshift evolution of Δ_{vir} and compare the standard results obtained by using the prescription by [3, 7] at the virialization time z_{vir} with those of [10] and [11]. For all three approaches, $\Delta_{\text{vir}} = 1 + \delta_{\text{NL}}$ where δ_{NL} represents the non-linear evolution of the matter overdensity. Note that while for [3, 7] the integration is only up to z_{vir} , for the latter we do carry the integration till the collapse time of the standard SCM.

To study the evolution of Δ_{vir} in a given model, for every cosmology we first look for the value of the free parameter q such that the maximum value of h_{SC} matches the value found from

Table 2. Values of the free parameter q for the virialization model of [10] for the EdS, Λ CDM and the dark-energy cosmologies studied in this work using the virialization terms S_1 and S_2 .

Model	q_{S_1}	q_{S_2}
EdS	0.0177	0.0151
Λ CDM	0.0190	0.0160
DE1	0.0191	0.0161
DE2	0.0189	0.0159
CPL	0.0184	0.0160
2EXP	0.0189	0.0159
AS	0.0178	0.0156
CNR	0.0190	0.0160
ODE	0.0189	0.0160

N -body simulations for the EdS model. Even though this procedure is in principle not consistent, it has a quantitative negligible impact on the final results. The values of q reported in Table 2 for both expressions S_1 and S_2 are clearly largely insensitive to the background cosmological model, with a maximum variation of about 8 percent, and all consistent with the value of $q \approx 0.02$ given in [10]. As expected, values for the expression S_2 are smaller than those for S_1 . We also note that this independence on the background cosmology reflects on the lack of any clear trend distinguishing quintessence from phantom models.

The values of q are used to calculate the evolution of Δ_{vir} as a function of the collapse redshift z_c . Note that for the standard prescription, Δ_{vir} is evaluated at the virialization redshift z_{vir} corresponding to the collapse z_c . The results are presented in Figure 6, in which each panel accounts for a different recipe for the virialization; clockwise from the top-right panel the *a posteriori* virialization recipe by [3, 7], the shear-rotation–induced parametric models S_1 and S_2 from [10], and the S_T model from [11]. The qualitative behaviour of the three virialization recipes S_1 , S_2 , and S_T is the same for all the dark-energy models, however quantitative differences exist.

If the virialization is forced *a posteriori* (top-left panel), all the dark-energy models but CPL and AS resemble very closely to the Λ CDM. This is explained in terms of the equation-of-state w_{de} , which for all but the CPL and AS models closely follows the Λ CDM value -1 until redshift $z \approx 1.5 - 4$, while CPL and AS equations-of-state rapidly change in the late-time universe. It is worth to notice that among all the models with evolution very similar to Λ CDM, the models DE1 and DE2 maximally deviate. For $w_{\text{de}} = -0.9$ the virial overdensity is smaller than for the Λ CDM model, which in turn is smaller than for the cosmology with $w_{\text{de}} = -1.1$. This happens because decreasing the value of w_{de} , the contribution of the dark-energy becomes more important and initial overdensities need to be larger to allow structures to collapse. These results are in agreement with [22, 43], where the virial overdensity was evaluated at the collapse time; instead, here we consider Δ_{vir} at the virialization redshift to allow for a direct comparison with [10] and [11].

When virialization is induced by shear and rotation and models S_1 and S_2 are used (top and bottom right panels), the qualitative results are similar. For the EdS model, Δ_{vir} is essentially constant with redshift, with differences smaller than 0.01 percent that are very likely of numerical and not physical origin. Again, all but CPL and the AS models approach the EdS value at high redshift. Quantitatively, according to [10] the virialization overdensity is lower by about 10 percent. Moreover, the values Δ_{vir} for the recipe S_1 (top-right panel) are larger than for S_2 (bottom-right panel) because

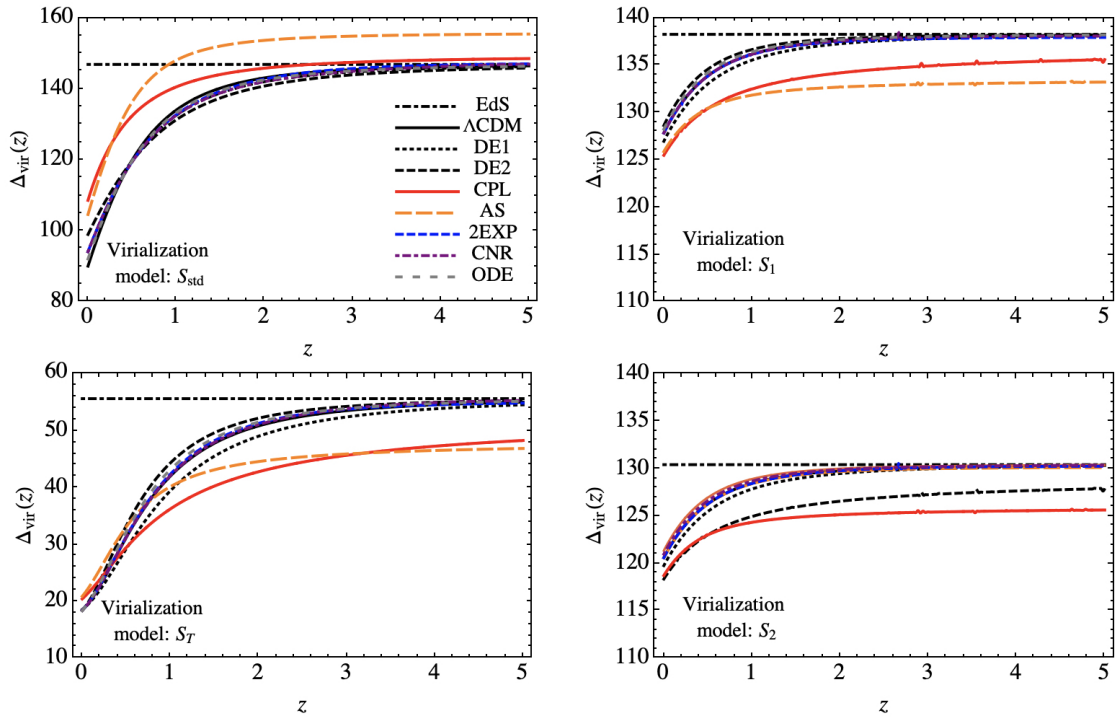


Figure 6. Evolution of the virial overdensity Δ_{vir} as a function of redshift z for different virialization recipes and dark-energy models (see legend). Clockwise from *top left*: standard model S_{std} by [3] and [7], evaluated at the virialization redshift. *Top and bottom right*: models S_1 and S_2 derived from [10], respectively. *Bottom left*: virialization model by [11].

$S_2(\delta) < S_1(\delta)$ when $\delta \sim 1$, as shown in Figure 1. This also translates into a smaller variation between low and high redshifts: for the standard approach, variations in time are of the order of 40 percent, while for [10] it was not larger than 10 percent.

Finally, with virialization inferred by N -body simulations, model S_T (bottom left panel), the values for Δ_{vir} are overall much lower and the variability between low and high-redshift is much higher, about 60 percent. At low redshift $\Delta_{\text{vir}} \approx 20$ for the S_T model and $\approx 90 - 120$ for the three other virialization recipes; at high redshift, $\Delta_{\text{vir}} \approx 55$ for S_T and $\approx 130 - 150$ for the other recipes. This is explained noting that $S(\delta)$ becomes important only for relatively high over-densities, forcing the non-linearities to kick in at later stages of the evolution of the perturbations.

We conclude this section by analysing more in detail the issue of the validity of the equations of motion used in our work. The models we considered here are purely phenomenological, i.e., not derived from a Lagrangian. Without looking for exotic models, it is nonetheless possible to derive the equations of state above using the formalism outlined in [50]. For quintessence and k -essence Lagrangians, the models analysed in this work will still satisfy the Birkhoff's theorem and shells evolve independently. This is the case indeed, as these models do not need any screening mechanism to be viable in the Solar System and their Lagrangian does not change the laws of gravity. On the contrary, this would not be the case for other kind of models, such as KGB [51–54] and $f(R)$ [55–57] cosmologies. In fact, in quintessence and k -essence models the effective gravitational constant G_{eff} is unchanged [58]. The validity of the approach followed here is further justified by previous work [22], where it has been shown that even for early dark energy models the analytical treatment gives

an excellent agreement with N -body simulations. We further stress that the key-point is the absence of a screening mechanism. In fact, Brans-Dicke models [59] present both anisotropic stress and a time- but not scale-dependent gravitational constant and do not require any screening mechanism to be viable in the Solar System. This is achieved by requiring a (constant) large Brans-Dicke parameter, $\omega_{\text{BD}} \gg 1$. In a more general settings, Ref. [60] considered a model largely studied in the literature, where $\omega_{\text{BD}} = \omega_{\text{BD}}(\phi)$, i.e., a function of the quintessence scalar field. As there is no screening, the equation of motion for the non-linear evolution of density perturbations, Eq. (2.1), is simply replaced by the appropriate G_{eff} like in Eq. (39) of Ref. [60]. The authors showed there that the spherical collapse formalism suitably modified by taking into account this aspect well reproduces the outcome of hydrodynamical simulations.

An alternative interesting point-of-view, also investigated in [61], is worth to be mentioned. It can be shown that the formalism is valid and the equations correct, provided that a Schwarzschild-like solution to Einstein field equations exists, and that the validity or the violation of Birkhoff's theorem can be used as a discriminant between dark energy and modified gravity to explain the late time accelerations. Though, note that the authors argue that their conclusions might be more generic and perhaps be independent from the validity of Birkhoff's theorem.

3.5 Remark on the mass function

Besides affecting the dynamics of single haloes, these new recipes shall affect also their number counts, i.e., the mass function. To identify haloes, both in N -body simulations and observations one usually employs Friend-of-Friend [FoF; 62–64] or spherical overdensity [SO; 65–67] algorithms, which in general yield different results depending on the range of masses and redshifts and eventually on cosmology [67]. By construction, the FoF halo mass is larger than the SO halo mass, which is defined according to some mean overdensity Δ almost proportional to Δ_{vir} [see appendix C of 68]. While this procedure (choice of FoF vs. SO) has negligible effects for high-mass haloes, it usually wipes out low-mass haloes. If one of the parametric virialization models S_1 or S_2 is correct, then a lower value of Δ should be consistently considered; the haloes will therefore be spatially more extended, with possible consequence on the low-mass end of the mass function.

Since the values found for Δ_{vir} are quite different for the recipes investigated here and the definition of haloes heavily rely on this quantity, it is important to study how the mass function will be affected. While this will not inform much about the nature of dark energy (though some model such as AS and CPL could be excluded as problematic at high redshift) as this would require studying the virialization also in modified gravity models, it could instead provide fitting formulae for an improved halo mass function as a function of the virial overdensity. To achieve this goal, one should construct halo catalogues according to a given value of Δ_{vir} and fit the numerical mass function, whose free parameters will depend on the virial overdensity and ultimately on the prescription used. This goes beyond the purpose of this work and we will not perform this study in this work.

4 Weak-lensing observables

Local observables that are essentially not related to the large-scale structure as uncoupled from its dynamics, such as the surface-mass-density profile of dark matter haloes measured from gravitational (weak) lensing, can provide a more secure insight into the virialization recipes in the different dark-energy scenarios. For illustrative purpose, we considered spherically averaged dark-matter haloes with a NFW profile [21] with mass- and redshift-dependent concentration parameter according to [69]. The surface mass density $\Sigma(R)$ projected along the line-of-sight is calculated as a function of the radius of the halo, sharply truncated at the virial radius as in [70]. This crude approximation

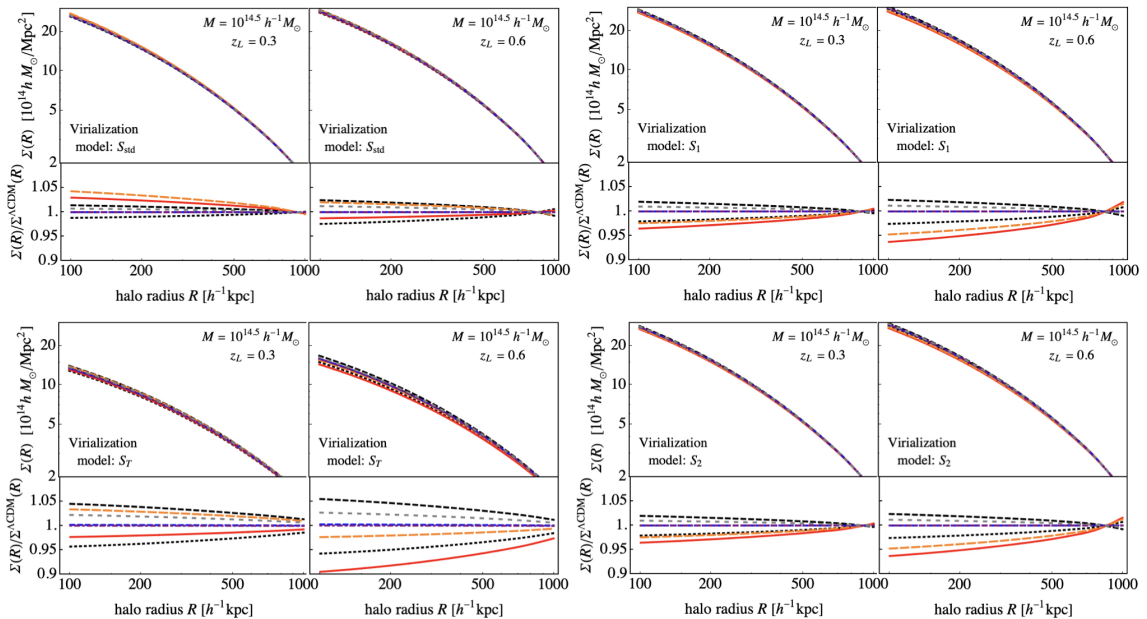


Figure 7. Radial surface-mass-density of dark-matter halo with virial mass $M = 10^{14.5} h^{-1} M_{\odot}$ and truncated NFW profile at redshift $z_L = 0.3$ and $z_L = 0.6$ (left and right panel of each box), for different virialization recipes and dark-energy models as indicated (same legend as in Figure 6). The 5–10% deviations from the Λ CDM model change with the redshift of the halo depending on the virialization recipe, as expected, and are almost insensitive on the halo mass and the concentration parameter.

can be improved by smooth truncation accounting for tidal effects [e.g. 71], however it goes beyond the purpose of this paper. The results for the different virialization and dark-energy models are illustrated in Figure 7 for haloes of virial mass $M = 10^{14.5} h^{-1} M_{\odot}$ at redshift $z_L = 0.3$ and $z_L = 0.6$, with concentration parameter at virialization radius respectively $c_{\text{vir}} = 4.3$ and 3.7 . The relative differences are insensitive to the mass of haloes until $10^{16} h^{-1} M_{\odot}$ and to values of the concentration parameter in the range $c_{\text{vir}} = 3 - 9$. Interestingly enough, consistently with the redshift dependence of $\Delta_{\text{vir}}(z)$, the deviation from the Λ CDM depends on the redshift of the halo in a non-trivial way. These deviations are degenerate with the virialization model, the models S_1 and S_2 being not distinguishable at this level while the model S_T yielding the strongest deviations.

Similar degeneracies between the dark-energy and virialization models persist when considering the (weak) lensing convergence field of haloes as function of the angular distance from the centre of the halo,

$$\kappa(\theta) = \frac{\Sigma}{\Sigma_{\text{cr}}} \equiv \frac{4\pi G}{c^2} \frac{D_L D_{\text{LS}}}{D_S} \Sigma(R = D_L \theta), \quad (4.1)$$

the critical surface mass density Σ_{cr} further introducing a difference among the dark-energy models characterised by different angular distances D_L , D_S , and D_{LS} . For a more realistic description, following [72] we consider the azimuthally averaged convergence $\kappa_G = \int d^2\theta W(\theta; \theta_G) \kappa(\theta)$ with the centre of the smoothing kernel W set to the halo centre; see Figure 8. For all the dark-energy models the relative difference from the Λ CDM is about 5-10 percent, decreasing for larger smoothing angles, and typically larger for the non-standard virialization models S_1 , S_2 and S_T , the latter yielding the largest deviation, as expected. For all but the CPL and AS dark-energy models these differences only slightly increase for haloes at larger redshift up to $z \lesssim 1$. Instead, because of their overall lowest convergence, the CPL and AS models can deviate by more than 30 percent at small angular scales

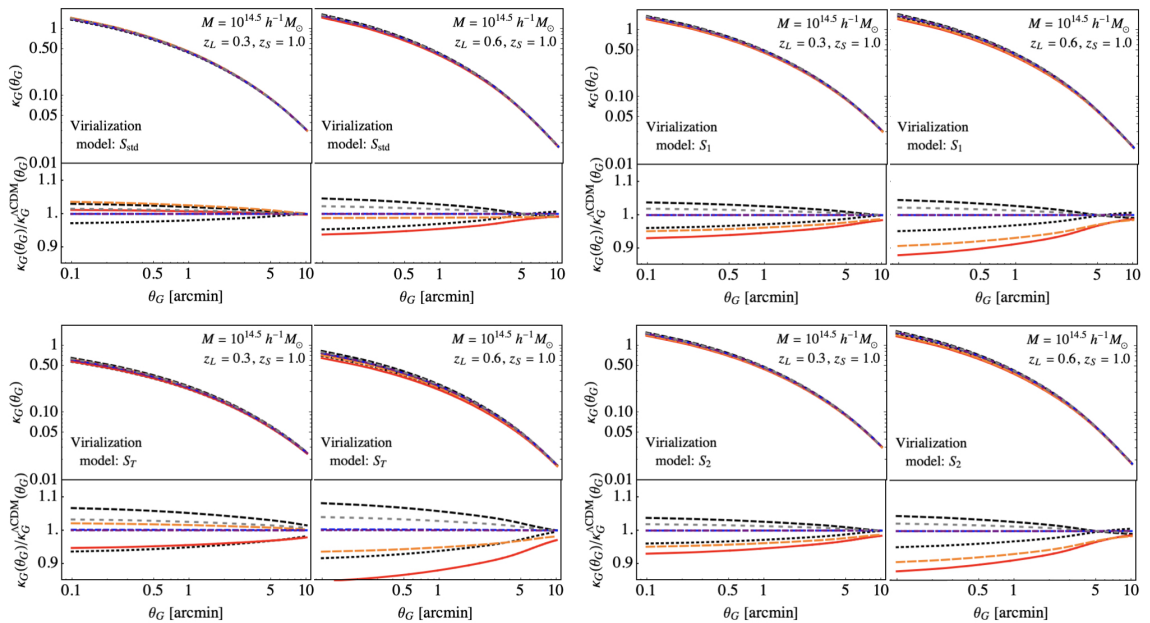


Figure 8. Gaussian-filtered convergence as function of the smoothing angular scale θ_G for dark-matter halo with virial mass $M = 10^{14.5} h^{-1} M_\odot$ and truncated NFW profile at redshift $z_L = 0.3$ and $z_L = 0.6$ and sources at redshift $z_S = 1$, for different virialization recipes and dark-energy models as in Figure 7.

with respect to the Λ CDM, moreover with a peculiar dependence on the redshift of the halo. It is worth to notice that the deviations among the dark-energy models are of the same order of the deviation between the virialization models. Focusing on Λ CDM and using the S_{std} as reference (Figure 9), these are of order of 5-10 percent close to the halo centre, with a mild distinction between S_1 and S_2 , and larger than 30 percent for the S_T model.

4.1 Abundance of convergence peaks

The results of the last section are used to estimate the number counts of convergence peaks measured by *LSST*-like and *Euclid*-like weak-lensing surveys. For this purpose, we calculated the halo mass function $n(M) = \frac{\rho_m}{M^2} \frac{d \log \sigma^{-1}}{d \log M} f(\sigma)$ using the linear rms-mass variance $\sigma \equiv \sigma(M, z)$ and the multiplicity function $f(\sigma)$ of [73] based on the FoF algorithm (see their Table 2, first column), thus not relying on any identification of haloes based on spherical overdensity. Although this multiplicity function has been fitted on a Λ CDM N -body simulation, we expect that the cosmological (dark-energy) model is essentially encoded in the redshift dependence of σ , which scales with the linear growth factor of the appropriate dark-energy model. The two major caveats of our computation are the mass dependence of σ , for which we assume a Λ CDM power spectrum, and the limitation of the FoF algorithm, which is influenced by the mass resolution and the linking length especially at high mass while only the virial overdensity leads to a universal halo mass function [74].

The number counts of convergence peaks with signal-to-noise $\nu(M, z) = \kappa_G / \sigma_{\text{noise}}$ larger than a fixed threshold ν_{th} is calculated as

$$N(> \nu_{\text{th}}) = \int dz \frac{dV}{dz} \int dM n(M) \mathcal{H}(\nu(M, z) - \nu_{\text{th}}), \quad (4.2)$$

in which dV/dz is the appropriate comoving volume element per unit redshift and $\mathcal{H}(x)$ denotes the Heaviside step function. The rms variance of the noise field with a smoothing aperture θ_G is $\sigma_{\text{noise}} =$

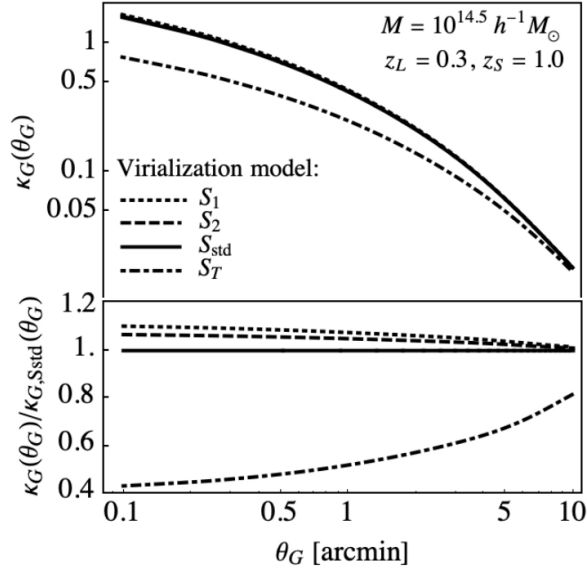


Figure 9. Virialization models in Λ CDM cosmology. Gaussian-filtered convergence as function of the angular scale for a dark-matter halo with virial mass $M = 10^{14.5} h^{-1} M_{\odot}$ and truncated NFW profile ($c_{\text{vir}} = 4.3$) at redshift $z_L = 0.3$ and lensed sources at redshift $z_S = 1$. The alternative dark-energy models share the same qualitative trend as function of θ_G .

$(\sigma_{\epsilon}^2/2)/2\pi\theta_G^2 n_g$ [75, 76], specified by the number density of source galaxies, n_g , and the standard deviation of the intrinsic ellipticity distribution, σ_{ϵ} . Finally, κ_G is here averaged over the expected redshift distribution of sources, for which the parametrised form $p(z) \propto (z/z_0)^{\alpha} \exp[-(z/z_0)^{\beta}]$ from [77] is used. For *LSST* we adopted the values for the selection cut yielding a sample of galaxies with apparent limiting magnitude $i_{\text{AB}} = 26.8$, median redshift $z_g = 0.71$, and mean number density $n_g = 26 \text{ arcmin}^{-2}$ [78], and considered as lenses the galaxy clusters in the redshift range $0.3 < z < 0.7$. For a *Euclid*-like photometric survey with apparent limiting magnitude $H_{\text{AB}} = 24$ we use the same parameters as in [79] yielding a median redshift $z_g = 1$ and $n_g = 35 \text{ arcmin}^{-2}$ [80], with galaxy clusters in the redshift range $0.3 < z < 1.0$. The modulation of number counts by the selection functions is not considered here, as going beyond the illustrative purposes of this application.

As shown in Table 3, in which the number counts of the convergence peaks per square degree with signal-to-noise ratio $3 < \nu < 5$ and $\nu > 5$ are reported, the virialization model S_T is ruled out for every dark-energy model since it produces few peaks. Focusing on the standard virialization model S_{std} and peaks with $3 < \nu < 5$, the CPL, DE1, and DE2 dark-energy models produce ~ 10 percent more or less counts with respect to the Λ CDM; ODE and AS differ at 2-5 percent level; 2EXP and CNR yield sub-percent different counts; and these deviations increase by about 1.5 times for peaks with $\nu > 5$. Interestingly enough, this trend between dark-energy models is not preserved when S_1 or S_2 virialization models are considered; here the number of peaks can differ up to about 65 percent with respect to the Λ CDM with standard virialization S_{std} . It is worth to notice that the number counts per square degree with $\nu > 5$ for the 2EXP and CNR models differ at the fourth decimal digit, so even wide-field surveys covering more than 10,000 square degrees cannot assess their difference because of Poisson noise. All these numbers actually strongly depend on the redshift distribution of background sources and on the redshift range of lenses, and neglect spatial clustering; they cannot therefore be used for accurate forecasts. An accurate study would finally also require to account for the degeneracy with the halo density profile and mass function's parameters.

Table 3. Number counts of convergence peaks per square degree expected for *LSST* and *Euclid*-like weak-lensing surveys with signal-to-noise ratio $3 < \nu < 5$ (upper table) and $\nu > 5$ (lower table). The smoothing radius is $\theta_G = 2$ and 2.35 arcmin expected for *LSST*- and *Euclid*-like weak-lensing surveys (columns 2-5 and 6-9, respectively). Spherical haloes have truncated NFW profile with the concentration parameter of [69] and are distributed according to the FoF [73] mass function.

	<i>LSST</i> -like				<i>Euclid</i> -like			
	S_{std}	S_1	S_2	S_T	S_{std}	S_1	S_2	S_T
Λ CDM	5.16	6.02	5.60	0.26	3.37	3.93	3.68	0.20
DE1	4.68	5.42	5.03	0.16	3.09	3.56	3.31	0.13
DE2	5.64	6.57	6.13	0.39	3.68	4.29	4.02	0.29
CPL	4.59	4.54	4.19	0.13	3.05	3.03	2.81	0.11
2EXP	5.16	6.02	5.60	0.27	3.37	3.93	3.68	0.21
AS	5.09	4.87	4.50	0.23	3.37	3.26	3.04	0.19
CNR	5.16	6.02	5.60	0.26	3.37	3.93	3.68	0.20
ODE	5.40	6.29	5.86	0.32	3.52	4.11	3.85	0.24
Λ CDM	0.214	0.304	0.263	< 0.01	0.156	0.219	0.192	< 0.01
DE1	0.183	0.254	0.218	< 0.01	0.134	0.185	0.161	< 0.01
DE2	0.249	0.355	0.308	< 0.01	0.180	0.254	0.223	< 0.01
CPL	0.193	0.193	0.164	< 0.01	0.144	0.146	0.126	< 0.01
2EXP	0.214	0.304	0.263	< 0.01	0.156	0.219	0.192	< 0.01
AS	0.229	0.218	0.187	< 0.01	0.169	0.165	0.143	< 0.01
CNR	0.214	0.304	0.263	< 0.01	0.156	0.219	0.192	< 0.01
ODE	0.232	0.329	0.285	< 0.01	0.168	0.236	0.207	< 0.01

5 Conclusions

Starting from the basic equations for spherical collapse in an EdS universe as derived in [10] and refined in [11], which naturally embed virialization by modelling shear and rotation of the (collisionless) matter overdensities, we generalised the formalism to arbitrary smooth dark-energy models.

Our aim was to study the features of the new approach and determine how it compares with the standard recipe. A standard result is, for example, that Δ_{vir} is constant only for an EdS model and the value is usually used in determining haloes in N -body simulations. We wanted to answer the following questions: is Δ_{vir} also constant in these recipes? How does the virial overdensity change? Is there a way to distinguish between the recipes? Note that it was not our intention to shed light on the nature of the dark-energy, since for realistic models we do not expect significant differences from Λ CDM. We wanted instead to understand, at a more fundamental level, how virialization works and this is only possible with a generic formalism that allows the study of various models.

In their original work [10] and [11] only outlined the methods but did not discuss how the virial overdensity evolves over time and how it compares with more standard approaches. We deemed important to repeat the calculation also for the EdS model as this allowed a more detailed investigation.

We studied the evolution of the radius of dark-matter overdensities reproducing the results of [10], proving that for a Λ CDM model the turn-around occurs earlier since the initial overdensity is higher. Due to the stronger expansion caused by the cosmological constant term, the ratio $y_{\text{max}} = r_{\text{ta}}/r_{\text{vir}}$ is larger for a Λ CDM model than for the EdS, as shown in Figure 2. Qualitatively the evolution of the normalised radius y as a function of q is independent of the background cosmology.

Similar considerations arise for the peculiar velocity of the shells; see Figure 4. In contrast with the radius, the maximum velocity is approximately the same for both the EdS and Λ CDM model. Very likely this conclusion is valid for more generic dark-energy models and justifies our choice of determining the value of q by fitting the amplitude of h_{SC} to the value measured in EdS N -body simulations.

Our main result is the computation of the virial overdensity as a function of redshift for seven dark-energy models that match Λ CDM at redshift zero; see the list in Section 3.4. We showed that the formalisms of [10] and [11] can be easily extended to arbitrary smooth dark-energy models (see Appendix B for the actual caveats about the numerical implementation). Qualitatively, the results are similar to those obtained by the standard virialization condition when the EdS model is considered, i.e., a non-varying value for Δ_{vir} . On the other hand for cosmologies with dark-energy Δ_{vir} decreases with redshift until reaching lower values than EdS at late times, when dark-energy dominates; see Figure 6. The specific value depends in a non-trivial way on the dark-energy model and the virialization recipe. It is worth noting that the virial overdensity for the Chevalier-Polarski-Linder dark-energy model is at odds with Λ CDM because of the rapid change of its equation-of-state at low redshift. Interestingly enough, for the recipe of [10], the values of Δ_{vir} at redshift $z = 0$ are about 10 percent lower than when standard virialization is assumed, while for the recipe of [11] the difference is three times larger. Moreover, the range of values spanned by the different dark-energy models is reduced in a native model.

It is important to remember that all these virialization recipes are obtained from a statistical analysis of the peculiar velocity in N -body simulations, so mass information is lost. This implies that Δ_{vir} is a function of time only, while in more realistic models one would also expect a mass-dependence. This is the case of the ellipsoidal model [20, 81], in which the collapse is sensitive to the ellipticity and prolateness of the object.

Finally, it is also worth remarking that the actual value of the virial overdensity is pivotal for the definition of haloes in N -body simulations and observations that are based on the spherical overdensity algorithm. We argue that our results have an important impact in the determination of the halo mass function in the era of precision cosmology, in which several projects like *Euclid* and *LSST* are designed to assess any departure from the concordance Λ CDM model at an unprecedented level of accuracy.

As mainly driven by the dark matter component, weak gravitational lensing is very likely the ideal ground to assess the virialization mechanism and its degeneracy with dark-energy model. Being shear and rotation induced by the gravitational tidal field, an accurate description of the density profile of haloes and their outskirts and an accurate halo finder able to identify the dark matter haloes accounting for their triaxiality are necessary ingredients. Adopting well-established recipes, the radial surface-mass-density profile calculated for alternative dark-energy models shows up to $\sim 5 - 10$ percent difference with respect to Λ CDM near the core of haloes for clusters at redshift $0.3 - 1$ regardless of their mass and concentration, with smaller dependence on the virialization model. High-resolution deep imaging surveys would reveal the differences exhibited in these models. Larger deviations are expected by the counts of convergence peaks, whose usefulness to investigate dark-energy models with standard virialization was already established by [82]. Here we proved that the differences of peaks' counts among several, non-trivial dark-energy models are fully degenerate with the specific model of virialization. Despite the many approximations we adopted, this is a further proof that precision cosmology for the dark sector requires an accurate description of gravitational clustering on megaparsec scales. Wide-field photometric surveys such as *LSST* and *Euclid* will be excellent of revealing the subtle differences expected by less trivial dark-energy models.

Finally, we remind the reader that the other critical quantity in the spherical collapse model is the

linear overdensity at collapse, δ_c , determined by the initial conditions such that $\delta \rightarrow \infty$ at the chosen collapse time. As explained in Appendix B, for the calculation we adopt here the standard non-linear equation, the evolution of δ_c is therefore unchanged and does not require further exploration; see [22, 43] for the details.

The numerical code is available upon request.

A Ordinary SCM and virialization in Einstein-de Sitter and Λ CDM models

We remind here the results for EdS and Λ CDM models of the ordinary SCM. Using the dimensionless scale factor $x = a/a_{\text{ta}}$ and radius $y = R/R_{\text{ta}}$ rescaled to their values at the turn-around, and the dimensionless time parameter $\tau \equiv H_{\text{ta}}t$, the first Friedmann equation and Eq. (2.5) can be written as

$$\frac{dx}{d\tau} = \left[\frac{\omega}{x} + \lambda x^2 g(x) + (1 - \omega - \lambda) \right]^{1/2}, \quad (\text{A.1})$$

$$\frac{d^2y}{d\tau^2} = -\frac{\omega \zeta_{\text{ta}}}{2y^2} - \frac{1 + 3w_{\text{de}}(x)}{2} \lambda g(x)y, \quad (\text{A.2})$$

where ω and λ denote respectively the matter and dark-energy parameters at turn-around, $g(x)$ the evolution of the dark-energy density relative to turn-around with equation-of-state parameter w_{de} ,

$$g(x) = \exp \left\{ -3 \int_1^x [1 + w_{\text{de}}(x')] d \ln x' \right\}, \quad (\text{A.3})$$

and ζ_{ta} is the non-linear overdensity of the collapsing sphere with respect to the background at the turn-around (for an EdS model $\zeta_{\text{ta}} = (3\pi/4)^2 \simeq 5.55$; [83]). Remark that without shear and rotation, R is the actual radius of spherical perturbations.

Analytical solutions of equations (A.1-A.2) can be obtained for spatially flat models with constant w_{de} [23, 84, 85]. The essence of the virialization process in the ordinary SCM is already captured by the EdS model; according to the virial theorem, the potential energy $U = -\frac{3}{5} \frac{GM}{R}$ yields $y_{\text{vir}} \equiv R_{\text{vir}}/R_{\text{ta}} = 1/2$, which ultimately gives

$$\Delta_{\text{vir}}(a_c) = 18\pi^2 \simeq 177.65, \quad \Delta_{\text{vir}}(a_{\text{vir}}) = 18\pi^2 \left(\frac{3}{4} + \frac{1}{2\pi} \right)^2 \simeq 146.84,$$

for the values of overdensities at collapse and virialization times, respectively. The corresponding linear extrapolated overdensities are the well-known values

$$\delta_c(a_c) = \frac{3}{20} (12\pi)^{2/3} \simeq 1.686, \quad \delta_c(a_{\text{vir}}) = \frac{3}{20} (6 + 9\pi)^{2/3} \simeq 1.58.$$

In a Λ CDM scenario the picture is more complicated because of the potential energy of the cosmological constant, which leads to a third order algebraic equation in the rescaled radius y . Following [3, 7],⁷ supposing that the solution is only slightly different from the EdS, the virial condition $\left[U + \frac{R}{2} \frac{\partial U}{\partial R} \right]_{\text{vir}} = U_{\text{ta}}$, can be solved perturbatively, yielding at first order

$$y_{\text{vir}} = \frac{1 - \eta_{\text{vir}}/2}{2 + \eta_t - 3\eta_{\text{vir}}/2}, \quad (\text{A.4})$$

⁷As also noted by [86], different strategies have also been adopted leading to the same results, at least for a Λ CDM model; see however [8].

where

$$\eta_t = 2\zeta_{\text{ta}}^{-1} \frac{\Omega_\Lambda(a_{\text{ta}})}{\Omega_m(a_{\text{ta}})}, \quad \eta_{\text{vir}} = 2\zeta_{\text{ta}}^{-1} \left(\frac{a_{\text{ta}}}{a_{\text{vir}}} \right)^3 \frac{\Omega_\Lambda(a_{\text{vir}})}{\Omega_m(a_{\text{vir}})}.$$

Finally, the virial overdensity with respect to the background density is defined as in [3],

$$\Delta_{\text{vir}} = \zeta_{\text{ta}} \left(\frac{x_{\text{c,v}}}{y_{\text{vir}}} \right)^3, \quad (\text{A.5})$$

where ζ_{ta} has been defined above, and x_{c} and x_{vir} are respectively the scale factors at collapse and virialization normalised at the turn-around epoch. Note that the crucial quantity is η_{vir} , which is evaluated at the virialization time a_{vir} . The latter should be determined iteratively [23, 86], but it is routinely approximated by the collapse time, $a_{\text{vir}} \simeq a_{\text{c}}$. However, regardless the exact epoch considered, only the value of Δ_{vir} will change but not its qualitative evolution [23].

B Extended SCDM – algorithm and virialization in smooth dark-energy models

The general architecture of our code, publicly available upon request, is based on the one described in Appendix A of [23]. Note that we detail the initial conditions used to solve the equations of the SCM, not clearly stated in [10].⁸

1. *Collapse epoch and initial conditions.* For any cosmological model defined by $\Omega_{\text{m},0}$, $\Omega_{\text{de},0}$, and $w_{\text{de}}(z)$, the collapse redshift z_{c} is determined by solving the standard equations of the SCM as explained in [23]. This value fixes the initial values $(\delta_{\text{in}}, \delta'_{\text{in}})$ and determines the values of ζ_{ta} , z_{vir} , y_{vir} , x_{vir} , and finally Δ_{vir} for the ordinary SCM.
2. *Effective radius of the sphere y : solve Eqs. (2.13).* Differently from the standard SCM, the effective radius does not vanish at virialization but tends to the virial radius. Eqs. (2.13) can therefore be solved with final conditions $y(z_{\text{c}}) = 1$, $y'(z_{\text{c}}) = 0$, going backward-in-time from the collapse till the time used to integrate forwards the equations describing the evolution of δ .
3. *Approach I: Evolution of the perturbation overdensity δ with virialization terms S_1 , S_2 – Equations (2.9).* The value of q is determined by matching the amplitude of the theoretical prediction of h_{SC} to the fitting function of [25] (see Table 2), getting the corresponding value of δ_h where the matching is realised. The equations of motion (2.11) are then integrated using the initial conditions for δ obtained in step (i), using the equations of the SCM with $S(\delta) = 0$ for $\delta < \delta_h$, and the shear-rotation virialization term $S_1(\delta)$ or $S_2(\delta)$ for $\delta > \delta_h$. The integration proceeds till the collapse time z_{c} .
4. *Approach II: Evolution of the perturbation overdensity δ with virialization term S_T – Eq. (2.15).* Since an analytical relation $\eta = \eta(\delta)$ does not exist, Eq. (2.15) cannot be used directly and a parametric relation is needed. Furthermore, the function $T(\tau)$ is complex-valued for very large values of η . A safe numerical implementation proceeds as follows:
 - (a) find the value η_f such that $\tau(\eta_f) \equiv \tau_f = 5.516$;
 - (b) sample the functions $\tau(\eta)$ and correspondingly $1 + \delta(\eta)$ defined in Equation (2.16) in the range $10^{-3} \leq \eta \leq \eta_f - 10^{-3}$;

⁸For this reason we have been able to only approximately infer that the parametrisation for $S(\delta)$ by [10] should be valid for $\delta \gtrsim 15$, which explains why we do not reproduce exactly their values.

- (c) solve the full Eq. (2.7) for δ including the virialization term from Eq. (2.15): for each value of a and δ , evaluate the function $(1 + \delta)/f(a)$, determine the corresponding values of η and τ , finally use them in Eq. (2.15) to determine $S(\delta)$. This procedure is repeated at each time step till z_c . Note that for some models the default sampling of the tabulated function is insufficient to return a correct value. In these cases, we set η to its maximum tabulated value.

5. Indicating with δ_{NL} the value of δ at z_c , the virial overdensity is $\Delta_{\text{vir}} = 1 + \delta_{\text{NL}}$.

Acknowledgements

FP acknowledges support from the STFC grant ST/P000649/1. DFM thanks the Research Council of Norway for their support, and the resources provided by UNINETT Sigma2 – the National Infrastructure for High Performance Computing and Data Storage in Norway. CS thanks Nicolas Martinet for useful discussions. This paper is based upon work from the COST action CA15117 (CANTATA), supported by COST (European Cooperation in Science and Technology). The authors thank Damien Trinh and Matthew Pieri for carefully reading the paper and improving its style. FP would like to thank Björn Schäfer for useful discussions on the Birkhoff’s theorem. The authors would also like to thank an anonymous referee for carefully reading this manuscript and for his/her comments which helped to improve the scientific quality of this work.

References

- [1] K. Tomita, *Formation of Gravitationally Bound Primordial Gas Clouds*, *Progress of Theoretical Physics* **42** (July, 1969) 9–23.
- [2] J. E. Gunn and J. R. Gott, III, *On the Infall of Matter Into Clusters of Galaxies and Some Effects on Their Evolution*, *ApJ* **176** (Aug., 1972) 1.
- [3] L. Wang and P. J. Steinhardt, *Cluster Abundance Constraints for Cosmological Models with a Time-varying, Spatially Inhomogeneous Energy Component with Negative Pressure*, *ApJ* **508** (Dec., 1998) 483–490, [[arXiv:astro-ph/9804015](#)].
- [4] I. T. Iliev and P. R. Shapiro, *The post-collapse equilibrium structure of cosmological haloes in a low-density universe*, *MNRAS* **325** (Aug., 2001) 468–482, [[astro-ph/0101067](#)].
- [5] R. A. Battye and J. Weller, *Constraining cosmological parameters using Sunyaev-Zel’dovich cluster surveys*, *Phys. Rev. D* **68** (Oct., 2003) 083506, [[astro-ph/0305568](#)].
- [6] C. Horellou and J. Berge, *Dark energy and the evolution of spherical overdensities*, *MNRAS* **360** (July, 2005) 1393–1400, [[arXiv:astro-ph/0504465](#)].
- [7] I. Maor and O. Lahav, *On virialization with dark energy*, *Journal of Cosmology and Astro-Particle Physics* **7** (July, 2005) 3–+, [[arXiv:astro-ph/0505308](#)].
- [8] P. Wang, *Virialization in Dark Energy Cosmology*, *ApJ* **640** (Mar., 2006) 18–21, [[arXiv:astro-ph/0507195](#)].
- [9] R. C. Batista and V. Marra, *Clustering dark energy and halo abundances*, *JCAP* **11** (Nov., 2017) 048, [[1709.03420](#)].
- [10] S. Engineer, N. Kanekar and T. Padmanabhan, *Non-linear density evolution from an improved spherical collapse model*, *MNRAS* **314** (May, 2000) 279–289, [[astro-ph/9812452](#)].
- [11] D. J. Shaw and D. F. Mota, *An Improved Semianalytical Spherical Collapse Model for Nonlinear Density Evolution*, *ApJS* **174** (Feb., 2008) 277–281, [[0708.0868](#)].

- [12] M. Limousin, A. Morandi, M. Sereno, M. Meneghetti, S. Ettori, M. Bartelmann et al., *The Three-Dimensional Shapes of Galaxy Clusters*, *Space Science Reviews* **177** (Aug., 2013) 155–194, [1210.3067].
- [13] A. Del Popolo, F. Pace and J. A. S. Lima, *Extended Spherical Collapse and the Accelerating Universe*, *International Journal of Modern Physics D* **22** (July, 2013) 50038, [1207.5789].
- [14] A. Del Popolo, F. Pace and J. A. S. Lima, *Spherical collapse model with shear and angular momentum in dark energy cosmologies*, *MNRAS* **430** (Mar., 2013) 628–637, [1212.5092].
- [15] F. Pace, R. C. Batista and A. Del Popolo, *Effects of shear and rotation on the spherical collapse model for clustering dark energy*, *MNRAS* **445** (Nov., 2014) 648–659, [1406.1448].
- [16] J. R. Bond and S. T. Myers, *The Peak-Patch Picture of Cosmic Catalogs. I. Algorithms*, *ApJS* **103** (Mar., 1996) 1–+.
- [17] J. R. Bond and S. T. Myers, *The Peak-Patch Picture of Cosmic Catalogs. II. Validation*, *ApJS* **103** (Mar., 1996) 41–+.
- [18] Y. Ohta, I. Kayo and A. Taruya, *Evolution of the Cosmological Density Distribution Function from the Local Collapse Model*, *ApJ* **589** (May, 2003) 1–16, [arXiv:astro-ph/0301567].
- [19] Y. Ohta, I. Kayo and A. Taruya, *Cosmological Density Distribution Function from the Ellipsoidal Collapse Model in Real Space*, *ApJ* **608** (June, 2004) 647–662, [arXiv:astro-ph/0402618].
- [20] C. Angrick and M. Bartelmann, *Triaxial collapse and virialisation of dark-matter haloes*, *A&A* **518** (July, 2010) A38, [1001.4984].
- [21] J. F. Navarro, C. S. Frenk and S. D. M. White, *A Universal Density Profile from Hierarchical Clustering*, *ApJ* **490** (Dec., 1997) 493–+, [astro-ph/9611107].
- [22] F. Pace, J.-C. Waizmann and M. Bartelmann, *Spherical collapse model in dark-energy cosmologies*, *MNRAS* **406** (Aug., 2010) 1865–1874, [1005.0233].
- [23] F. Pace, S. Meyer and M. Bartelmann, *On the implementation of the spherical collapse model for dark energy models*, *JCAP* **10** (Oct., 2017) 040, [1708.02477].
- [24] R. C. Batista and F. Pace, *Structure formation in inhomogeneous Early Dark Energy models*, *JCAP* **6** (June, 2013) 44, [1303.0414].
- [25] A. J. S. Hamilton, P. Kumar, E. Lu and A. Matthews, *Reconstructing the primordial spectrum of fluctuations of the universe from the observed nonlinear clustering of galaxies*, *ApJL* **374** (June, 1991) L1–L4.
- [26] R. E. Smith, J. A. Peacock, A. Jenkins, S. D. M. White, C. S. Frenk, F. R. Pearce et al., *Stable clustering, the halo model and non-linear cosmological power spectra*, *MNRAS* **341** (June, 2003) 1311–1332, [arXiv:astro-ph/0207664].
- [27] R. Reischke, F. Pace, S. Meyer and B. M. Schäfer, *Spherical collapse of dark matter haloes in tidal gravitational fields*, *MNRAS* **463** (Nov., 2016) 429–440, [1606.09207].
- [28] F. Pace, R. Reischke, S. Meyer and B. M. Schäfer, *Effects of tidal gravitational fields in clustering dark energy models*, *MNRAS* **466** (Apr., 2017) 1839–1847, [1612.03018].
- [29] R. Reischke, F. Pace, S. Meyer and B. M. Schäfer, *Shear and vorticity in the spherical collapse of dark matter haloes*, *MNRAS* **473** (Feb., 2018) 4558–4565.
- [30] S. Räsänen, *Evaluating backreaction with the peak model of structure formation*, *Journal of Cosmology and Astro-Particle Physics* **2008** (Apr, 2008) 026, [0801.2692].
- [31] T. Padmanabhan, *Modelling the non-linear gravitational clustering in the expanding Universe*, *Monthly Notices of the Royal Astronomical Society* **278** (Jan, 1996) L29–L33, [astro-ph/9508124].

- [32] T. Padmanabhan, R. Cen, J. P. Ostriker and F. J. Summers, *Patterns in Nonlinear Gravitational Clustering: A Numerical Investigation*, *The Astrophysical Journal* **466** (Aug, 1996) 604, [[astro-ph/9506051](#)].
- [33] D. Munshi and T. Padmanabhan, *Modelling the evolution of correlation functions in gravitational clustering*, *Monthly Notices of the Royal Astronomical Society* **290** (Sep, 1997) 193–202, [[astro-ph/9606170](#)].
- [34] N. Kanekar, *A Critique of Scaling Behavior in Nonlinear Structure Formation Scenarios*, *The Astrophysical Journal* **531** (Mar, 2000) 17–21, [[astro-ph/9812203](#)].
- [35] M. Davis and P. J. E. Peebles, *On the integration of the BBGKY equations for the development of strongly nonlinear clustering in an expanding universe.*, *The Astrophysical Journal Supplement Series* **34** (Aug, 1977) 425–450.
- [36] L. Ruamsuwan and J. N. Fry, *Stability of Scale-invariant Nonlinear Gravitational Clustering*, *The Astrophysical Journal* **396** (Sep, 1992) 416.
- [37] T. Yano and N. Gouda, *Scale-invariant Correlation Functions of Cosmological Density Fluctuations in the Strong-clustering Regime*, *The Astrophysical Journal* **487** (Oct, 1997) 473–481, [[astro-ph/9605032](#)].
- [38] R. Nityananda and T. Padmanabhan, *Scaling Properties of Nonlinear Gravitational Clustering*, *Monthly Notices of the Royal Astronomical Society* **271** (Dec, 1994) 976, [[gr-qc/9304022](#)].
- [39] T. Padmanabhan, *Nonlinear gravitational clustering in expanding universe.*, in *Gravitation and Cosmology* (S. Dhurandhar and T. Padmanabhan, eds.), vol. 211 of *Astrophysics and Space Science Library*, pp. 37–51, Jan, 1997, [astro-ph/9607101](#), DOI.
- [40] M. Chevallier and D. Polarski, *Accelerating Universes with Scaling Dark Matter*, *International Journal of Modern Physics D* **10** (2001) 213–223, [[arXiv:gr-qc/0009008](#)].
- [41] E. V. Linder, *Exploring the Expansion History of the Universe*, *Physical Review Letters* **90** (Mar., 2003) 091301–+, [[arXiv:astro-ph/0208512](#)].
- [42] O. Avsajanishvili, N. A. Arkhipova, L. Samushia and T. Kahniashvili, *Growth rate in the dynamical dark energy models*, *European Physical Journal C* **74** (Nov., 2014) 3127, [[1406.0407](#)].
- [43] F. Pace, C. Fedeli, L. Moscardini and M. Bartelmann, *Structure formation in cosmologies with oscillating dark energy*, *MNRAS* **422** (May, 2012) 1186–1202, [[1111.1556](#)].
- [44] S. Pan, E. N. Saridakis and W. Yang, *Observational Constraints on Oscillating Dark-Energy Parametrizations*, *ArXiv e-prints* (Dec., 2017) , [[1712.05746](#)].
- [45] G. Panotopoulos and Á. Rincón, *Growth index and statefinder diagnostic of oscillating dark energy*, *Phys. Rev. D* **97** (May, 2018) 103509, [[1804.11208](#)].
- [46] E. J. Copeland, N. J. Nunes and F. Rosati, *Quintessence models in supergravity*, *Phys. Rev. D* **62** (Dec., 2000) 123503–+, [[arXiv:hep-ph/0005222](#)].
- [47] T. Barreiro, E. J. Copeland and N. J. Nunes, *Quintessence arising from exponential potentials*, *Phys. Rev. D* **61** (June, 2000) 127301–+, [[arXiv:astro-ph/9910214](#)].
- [48] A. Albrecht and C. Skordis, *Phenomenology of a Realistic Accelerating Universe Using Only Planck-Scale Physics*, *Physical Review Letters* **84** (Mar., 2000) 2076–2079, [[arXiv:astro-ph/9908085](#)].
- [49] P. S. Corasaniti and E. J. Copeland, *Model independent approach to the dark energy equation of state*, *Phys. Rev. D* **67** (Mar., 2003) 063521–+, [[arXiv:astro-ph/0205544](#)].
- [50] R. A. Battye and F. Pace, *Approximation of the potential in scalar field dark energy models*, *Phys. Rev. D* **94** (July, 2016) 063513, [[1607.01720](#)].
- [51] C. Deffayet, O. Pujolàs, I. Sawicki and A. Vikman, *Imperfect dark energy from kinetic gravity braiding*, *JCAP* **10** (Oct., 2010) 026, [[1008.0048](#)].

- [52] O. Pujolàs, I. Sawicki and A. Vikman, *The imperfect fluid behind kinetic gravity braiding*, *Journal of High Energy Physics* **11** (Nov., 2011) 156, [[1103.5360](#)].
- [53] T. Kobayashi, M. Yamaguchi and J. Yokoyama, *Inflation Driven by the Galileon Field*, *Phys. Rev. Letters* **105** (Dec., 2010) 231302, [[1008.0603](#)].
- [54] R. Kimura and K. Yamamoto, *Large scale structures in the kinetic gravity braiding model that can be unbraided*, *JCAP* **4** (Apr., 2011) 025, [[1011.2006](#)].
- [55] A. Silvestri and M. Trodden, *Approaches to understanding cosmic acceleration*, *Reports on Progress in Physics* **72** (Sept., 2009) 096901, [[0904.0024](#)].
- [56] T. P. Sotiriou and V. Faraoni, *$f(R)$ theories of gravity*, *Reviews of Modern Physics* **82** (Jan., 2010) 451–497, [[0805.1726](#)].
- [57] A. De Felice and S. Tsujikawa, *$f(R)$ Theories*, *Living Reviews in Relativity* **13** (Dec., 2010) 3, [[1002.4928](#)].
- [58] F. Pace, R. A. Battye, B. Bolliet and D. Trinh, *Dark sector evolution in Horndeski models*, *arXiv e-prints* (May, 2019) arXiv:1905.06795, [[1905.06795](#)].
- [59] C. Brans and R. H. Dicke, *Mach's Principle and a Relativistic Theory of Gravitation*, *Physical Review* **124** (Nov., 1961) 925–935.
- [60] F. Pace, L. Moscardini, R. Crittenden, M. Bartelmann and V. Pettorino, *A comparison of structure formation in minimally and non-minimally coupled quintessence models*, *MNRAS* **437** (Jan., 2014) 547–561, [[1307.7026](#)].
- [61] A. Lue, R. Scoccimarro and G. Starkman, *Differentiating between modified gravity and dark energy*, *Physical Review D* **69** (Feb, 2004) 044005, [[astro-ph/0307034](#)].
- [62] J. P. Huchra and M. J. Geller, *Groups of galaxies. I - Nearby groups*, *ApJ* **257** (June, 1982) 423–437.
- [63] J. Einasto, A. A. Klypin, E. Saar and S. F. Shandarin, *Structure of superclusters and supercluster formation. III Quantitative study of the local supercluster*, *MNRAS* **206** (Feb., 1984) 529–558.
- [64] M. Davis, G. Efstathiou, C. S. Frenk and S. D. M. White, *The evolution of large-scale structure in a universe dominated by cold dark matter*, *ApJ* **292** (May, 1985) 371–394.
- [65] C. Lacey and S. Cole, *Merger Rates in Hierarchical Models of Galaxy Formation - Part Two - Comparison with N-Body Simulations*, *MNRAS* **271** (Dec., 1994) 676–+, [[arXiv:astro-ph/9402069](#)].
- [66] V. R. Eke, S. Cole, C. S. Frenk and J. F. Navarro, *Cluster correlation functions in N-body simulations*, *MNRAS* **281** (July, 1996) 703–+, [[arXiv:astro-ph/9602091](#)].
- [67] M. White, *The mass of a halo*, *A&A* **367** (Feb., 2001) 27–32, [[astro-ph/0011495](#)].
- [68] W. Hu and A. V. Kravtsov, *Sample Variance Considerations for Cluster Surveys*, *ApJ* **584** (Feb., 2003) 702–715, [[astro-ph/0203169](#)].
- [69] A. R. Duffy, J. Schaye, S. T. Kay and C. Dalla Vecchia, *Dark matter halo concentrations in the Wilkinson Microwave Anisotropy Probe year 5 cosmology*, *MNRAS* **390** (Oct., 2008) L64–L68, [[0804.2486](#)].
- [70] M. Takada and B. Jain, *Three-point correlations in weak lensing surveys: model predictions and applications*, *MNRAS* **344** (Sept., 2003) 857–886, [[astro-ph/0304034](#)].
- [71] E. A. Baltz, P. Marshall and M. Oguri, *Analytic models of plausible gravitational lens potentials*, *JCAP* **1** (Jan., 2009) 15, [[0705.0682](#)].
- [72] T. Hamana, M. Takada and N. Yoshida, *Searching for massive clusters in weak lensing surveys*, *MNRAS* **350** (May, 2004) 893–913, [[arXiv:astro-ph/0310607](#)].
- [73] W. A. Watson, I. T. Iliev, A. D'Aloisio, A. Knebe, P. R. Shapiro and G. Yepes, *The halo mass function through the cosmic ages*, *MNRAS* **433** (Aug., 2013) 1230–1245, [[1212.0095](#)].

- [74] G. Despali, C. Giocoli, R. E. Angulo, G. Tormen, R. K. Sheth, G. Baso et al., *The universality of the virial halo mass function and models for non-universality of other halo definitions*, *MNRAS* **456** (Mar., 2016) 2486–2504, [[1507.05627](#)].
- [75] N. Kaiser and G. Squires, *Mapping the dark matter with weak gravitational lensing*, *ApJ* **404** (Feb., 1993) 441–450.
- [76] L. van Waerbeke, *Noise properties of gravitational lens mass reconstruction*, *MNRAS* **313** (Apr., 2000) 524–532, [[astro-ph/9909160](#)].
- [77] I. Smail, R. S. Ellis and M. J. Fitchett, *Gravitational lensing of distant field galaxies by rich clusters - I. Faint galaxy redshift distributions.*, *MNRAS* **270** (Sep, 1994) 245–270, [[astro-ph/9402048](#)].
- [78] C. Chang, M. Jarvis, B. Jain, S. M. Kahn, D. Kirkby, A. Connolly et al., *The effective number density of galaxies for weak lensing measurements in the LSST project*, *MNRAS* **434** (Sep, 2013) 2121–2135, [[1305.0793](#)].
- [79] T. Giannantonio, C. Porciani, J. Carron, A. Amara and A. Pillepich, *Constraining primordial non-Gaussianity with future galaxy surveys*, *MNRAS* **422** (Jun, 2012) 2854–2877, [[1109.0958](#)].
- [80] B. Sartoris, A. Biviano, C. Fedeli, J. G. Bartlett, S. Borgani, M. Costanzi et al., *Next generation cosmology: constraints from the Euclid galaxy cluster survey*, *MNRAS* **459** (June, 2016) 1764–1780, [[1505.02165](#)].
- [81] C. Angrick, *Ellipticity and prolaticity of the initial gravitational-shear field at the position of density maxima*, *MNRAS* **443** (Sept., 2014) 2361–2371, [[1305.0497](#)].
- [82] N. N. Weinberg and M. Kamionkowski, *Constraining dark energy from the abundance of weak gravitational lenses*, *MNRAS* **341** (May, 2003) 251–262, [[astro-ph/0210134](#)].
- [83] T. Kihara, *Models of the Concentration of Matter into Galaxies in an Expanding Universe, II*, *Publications of the Astronomical Society of Japan* **20** (1968) 220.
- [84] S. Lee and K.-W. Ng, *Spherical collapse model with non-clustering dark energy*, *JCAP* **10** (Oct., 2010) 28, [[0910.0126](#)].
- [85] S. Lee, *Spherical collapse model with and without curvature*, *Physics Letters B* **685** (Mar., 2010) 110–114, [[0909.0826](#)].
- [86] S. Meyer, F. Pace and M. Bartelmann, *Relativistic virialization in the spherical collapse model for Einstein-de Sitter and Λ CDM cosmologies*, *Phys. Rev. D* **86** (Nov., 2012) 103002, [[1206.0618](#)].